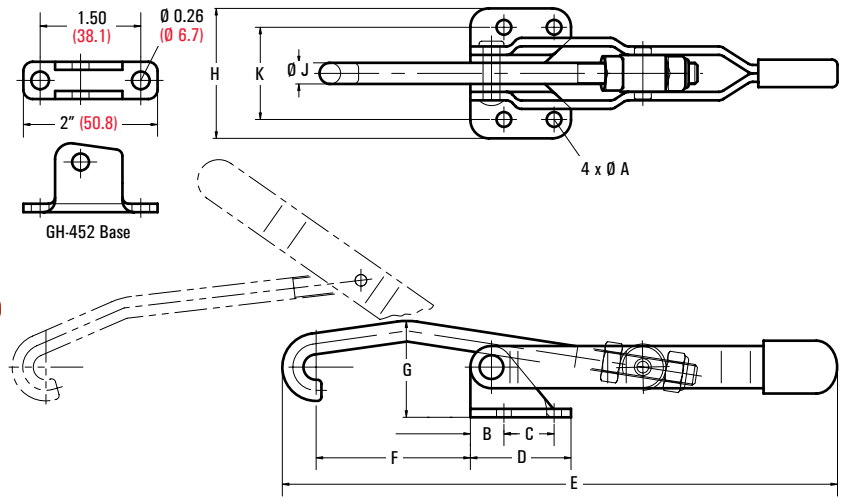



Series 451

These are the most popular latch clamps with adjustable single hook design. Model GH-451 has a flanged base, while Model GH-452 has a narrow base which is less tolerant to twisting motions. Stainless steel models are available. Optional Latch Plates are also available.



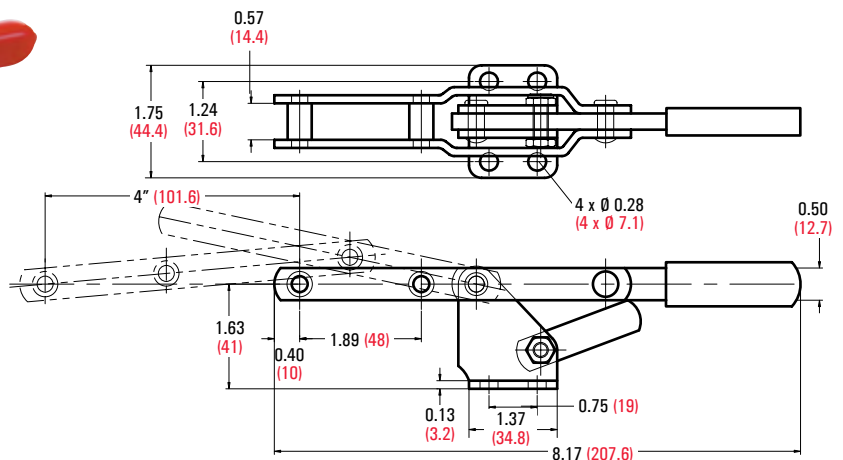

UNIT: inch (metric mm)

Model	Cross Ref.: DE-STA-CO	Description	Holding Capacity	Ø A	B	C	D	E	F	G	H	Ø J	K	Weight	Optional Latch Plate
GH-451	351	Flanged Base	375 lbs. (170 kg)	0.22 (5.6)	0.50 (12.7)	0.75 (19)	1.50 (38.1)	8.35 (212)	2.30 (58.3)	1.44 (36.5)	1.94 (49.2)	0.31 (8)	1.37 (34.9)	0.59 lb. (270 g)	GH-451-LP
GH-451-SS	351-SS	Stainless Steel Model of GH-451													GH-451-LPSS
GH-452	351-B	Narrow Base	375 lbs. (170 kg)	0.26 (6.7)	-	1.50 (38.1)	2" (50.8)	8.31 (211)	1.76 (44.8)	1.44 (36.5)	-	0.31 (8)	-	0.56 lb. (255 g)	GH-452-LP
GH-452-SS	351-BSS	Stainless Steel Model of GH-452													GH-452-LPSS
GH-40371	371	Flanged Base	750 lbs. (340 kg)	0.34 (8.7)	0.31 (7.9)	1.25 (31.8)	1.87 (47.6)	11.22 (285)	3.13 (79.4)	2.25 (57.3)	2.59 (65.7)	0.37 (9.5)	1.94 (49.2)	1.38 lbs. (624 g)	GH-40371-LP
GH-43810	381	Flanged Base	1,000 lbs. (450 kg)	0.41 (10.3)	0.50 (12.7)	1.13 (28.6)	2.13 (54)	13.23 (336)	3" (76.2)	2.68 (68)	3.37 (85.7)	0.50 (12.7)	2.37 (60.3)	2.56 lbs. (1,130 g)	GH-43810-LP

UNIT: inch (metric mm)

43101

- Cross Ref.: DE-STA-CO Model 301
- Holding Capacity: 375 lbs. (170 kg)
- Weight: 0.68 lb. (310 g)
- Optional latch plate model GH-43101-LP



UNIT: inch (metric mm)